


Top Commercial or Industrial Export by Eastern Ontario Census Division (2021), by Dollar Volume

(at risk in the face of 25% tariffs)


Jurisdiction	Top Export Sector	\$ Value Top Export Sector	2nd Export Sector	\$ Value 2nd Export Sector	3rd Export Sector	\$ Value 3rd Export Sector
Haliburton	Residential building construction	\$63,465,690	Electrical power gen, trans&distr.	\$23,420,140	Motor vehicle manufacturing	\$18,313,335
Kawartha Lakes	Dairy product manufacturing	\$154,833,089	Other transit & ground passenger trans.	\$149,410,975	Farms*	\$129,450,677
Northumberland	Basic chemical manufacturing	\$1,740,927,393	Other electrical equipment & component manufacturing	\$501,233,520	Grain and oilseed milling	\$395,485,179
Peterborough	Grain and oilseed milling**	\$496,953,307	Beverage manufacturing	\$202,694,652	Other general purpose machinery manufacturing	\$198,470,652
Hastings	Motor vehicle parts manufacturing	\$1,039,614,332	Converted paper product manufacturing	\$684,619,670	Other electrical equipment and component manufacturing^^	\$568,283,044
Prince Edward	Farms	\$271,450,837	Cement and concrete product manufacturing	\$121,875,089	Beverage manufacturing	\$62,370,777
Lennox and Addington	Rubber product manufacturing	\$1,027,721,309	Farms	\$128,066,099	Railroad rolling stock manufacturing	\$118,285,776
Frontenac	Resin, synthetic rubber and fibres/filaments manufacturing	\$4,079,336,835	Alumina and aluminum production and processing	\$1,008,221,708	Residential building construction	\$127,662,453
Lanark	Fabric mills	\$194,037,944	Non-metallic mineral mining and quarrying	\$183,657,503	Farms	\$175,657,983
Leeds and Grenville	Other electrical equipment & component manufacturing	\$1,075,196,526	Resin, synthetic rubber and fibres/filaments manufacturing	\$568,888,569	Grain and oilseed milling^	\$370,303,885
Stormont, Dundas and Glengarry	Dairy product manufacturing	\$862,461,728	Textile and fabric finishing and coating	\$453,942,920	Farms^^	\$399,878,160
Prescott-Russell	Iron and steel mills and ferro-alloy manufacturing	\$738,925,086	Petroleum and coal product manufacturing	\$509,105,989	Farms	\$378,962,333
Renfrew	Scientific research and dev. services	\$345,248,847	Resin, synthetic rubber and fibres/filaments manufacturing	\$275,963,373	Electrical power gen, trans&distr.***	\$197,446,611

 Agricultural Exports

 Transportation-Related Exports

 Resins, Synthetic Fibres, Rubber, Fibres/filaments Exports; includes Rubber Products Exports

 Residential Building Construction Exports

 Other Electrical Equipment & Component Manufacturing Exports and Electrical Power Generation Transmission and Distribution Exports

*other miscellaneous manufacturing is virtually tied with Farms for third position

** Farms is in tenth spot at \$145,266,609/year (2021)

*** Aerospace product and parts manufacturing is #7 on Renfrew's list at \$192,087,853/year; veneer, plywood and engineered wood products manufacturing is #12 on Renfrew's list at \$165,154,902/year (2021)

^ Farms is #6 and represents \$297,529,252 in exports/year in Leeds and Grenville (2021). Pharmaceutical and medicine manufacturing is #7 at \$273,462,807.

^^ Pesticide, fertilizer and other agricultural chemical manufacturing is #7 on UCPR's export list at \$169,984,717. Dairy product manufacturing is #10 at \$110,318,490.

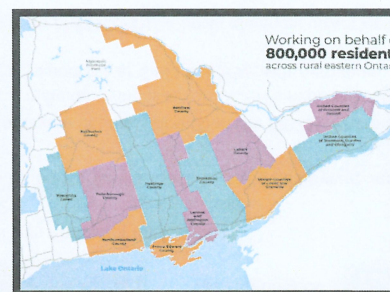
^^^ Dairy product manufacturing is #5 on Hastings' export list at \$433,814,881 with petroleum and coal product manufacturing at #6 at \$330,941,520 and grain and oilseed milling at #8 at \$306,412,291.

Other general purpose machinery manufacturing is #6 at \$110,218,723 with electrical power generation, transmission and distribution in 7th place at \$106,651,233.

Top commercial or industrial export by Eastern Ontario Census Division (2021), by dollar volume

(at risk in the face of 25% tariffs)

Jurisdiction - Census Division	Largest Commercial or Industrial Export Sector (2021)	\$ Exports - Largest Commercial or Industrial Sector (2021)
Haliburton	Residential building construction	\$63,465,690
Kawartha Lakes	Dairy product manufacturing	\$154,833,089
Northumberland	Basic chemical manufacturing	\$1,740,927,393
Peterborough	Grain and oilseed milling	\$496,953,307
Hastings	Motor vehicle parts manufacturing	\$1,039,614,332
Prince Edward County	Farms	\$271,450,837
Lennox and Addington	Rubber product manufacturing	\$1,027,721,309
Frontenac	Resin, synthetic rubber, artificial and synthetic fibres and filaments manufacturing	\$4,079,336,835
Lanark	Fabric mills	\$194,037,944
Leeds and Grenville	Other electrical equipment and component manufacturing	\$1,076,196,526
Stormont, Dundas and Glengarry	Dairy product manufacturing	\$862,461,728
United Counties of Prescott Russell	Iron and steel mills and ferro-alloy manufacturing	\$1,069,311,571
Renfrew	Scientific research and development services	\$345,258,847



EOWC
Eastern Ontario
Wardens' Caucus

25% Tariffs Put Billions of Eastern Ontario Exports at Risk

The EOWC supports Premier Ford's efforts to strengthen the economic alliance between Canada and the United States (Fortress Am:Can) to strengthen our shared resilience and security.

THE EASTERN ONTARIO LENS

\$132.5 BILLION/YEAR Annual demand within Eastern Ontario for all goods and services (private)

Largest commercial and industrial demand sectors (in descending order): farms, residential building construction, petroleum and coal product manufacturing, resin, synthetic rubber and artificial and synthetic fibres and filament manufacturing, basic chemical manufacturing, motor vehicle manufacturing, motor vehicle parts manufacturing, plastic product manufacturing, and alumina and aluminum production and processing.

\$64.6 BILLION/YEAR Total exports from Eastern Ontario to other jurisdictions outside the region (public and private)

\$22 billion of this total is transfers from other levels of government and/or local government.

\$42.5 BILLION/YEAR Total private sector exports from Eastern Ontario to other jurisdictions outside the region (commercial and industrial)

Largest export sectors (in descending order): resin, synthetic rubber and artificial and synthetic fibres and filaments manufacturing; other electrical equipment and component manufacturing; farms; basic chemical manufacturing; dairy product manufacturing; grain and oilseed milling; motor vehicle parts manufacturing; alumina and aluminum production and processing (all preceding sectors are over \$1 billion/year in export value).

